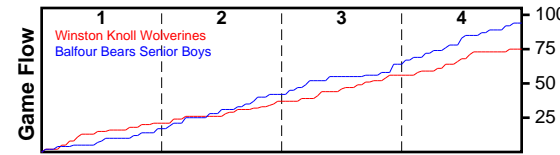


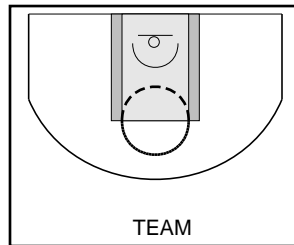
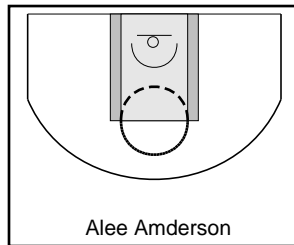
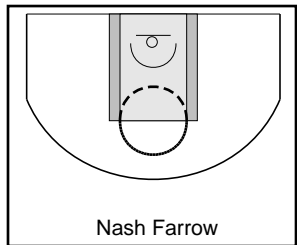
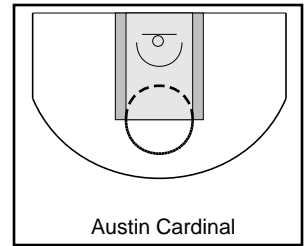
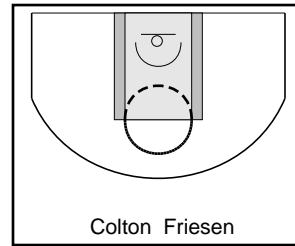
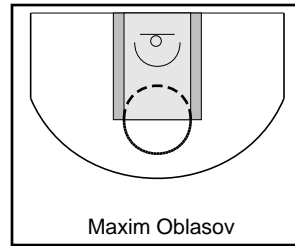
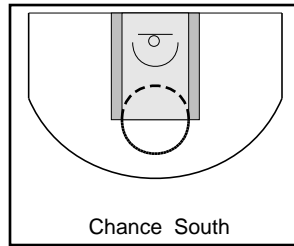
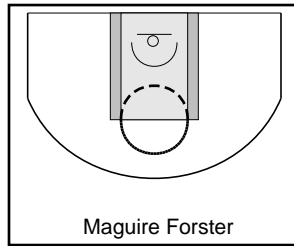
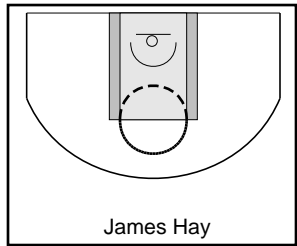
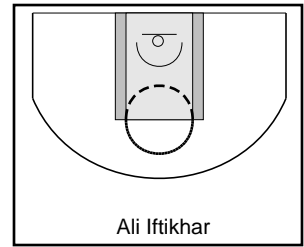
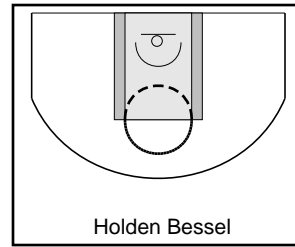
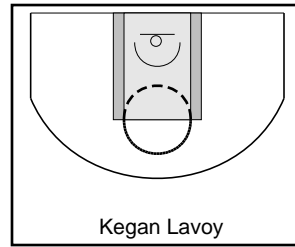
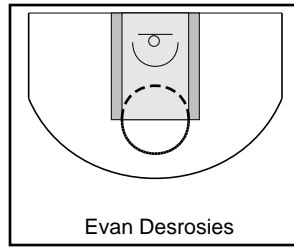
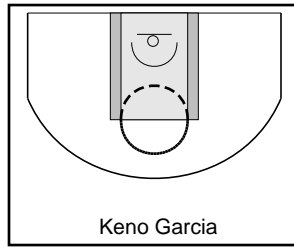
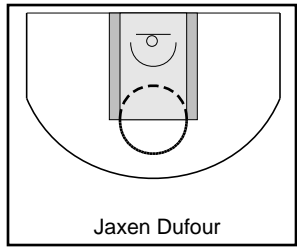
Winston Knoll Wolverines

12/10/15 Winston Knoll Wolverines at Balfour Bears Sen

	1	2	3	4	T
Winston Knoll	21	16	19	19	75
Balfour Bears	17	25	22	30	94



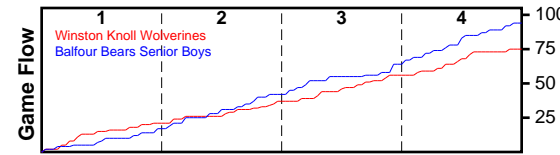
#	Name	G	MIN	FGM	FGA	FG%	2PM	2PA	2P%	3PM	3PA	3P%	FTM	FTA	FT%	OREB	DREB	REB	AST	STL	BLK	DEF	TO	PF	CHG	PM	PTS
1	Jaxen Dufour	1	40	0	0	.000	0	0	.000	0	0	.000	0	0	.000	0	0	0	0	0	0	0	0	0	0	-21	0
2	Keno Garcia	1	40	1	1	1.000	1	1	1.000	0	0	.000	0	0	.000	0	0	0	0	0	0	0	0	0	0	-21	2
3	Evan Desrosies	1	40	5	5	1.000	4	4	1.000	1	1	1.000	5	11	.455	0	0	0	0	0	0	0	0	1	0	-21	16
4	Kegan Lavoy	1	40	6	6	1.000	4	4	1.000	2	2	1.000	4	7	.571	0	0	0	0	0	0	0	0	0	0	-21	18
5	Holden Bessel	1	40	1	1	1.000	0	0	.000	1	1	1.000	1	2	.500	0	0	0	0	0	0	0	0	0	0	-21	4
6	Ali Iftikhar	0	0	0	0	.000	0	0	.000	0	0	.000	0	0	.000	0	0	0	0	0	0	0	0	0	0	0	0
7	James Hay	1	0	0	0	.000	0	0	.000	0	0	.000	3	4	.750	0	0	0	0	0	0	0	0	1	0	0	3
8	Maguire Forster	1	0	1	1	1.000	1	1	1.000	0	0	.000	0	0	.000	0	0	0	0	0	0	0	0	2	0	0	2
9	Chance South	1	0	6	6	1.000	5	5	1.000	1	1	1.000	2	4	.500	0	0	0	0	0	0	0	0	4	0	0	15
10	Maxim Oblasov	0	0	0	0	.000	0	0	.000	0	0	.000	0	0	.000	0	0	0	0	0	0	0	0	0	0	0	0
11	Colton Friesen	1	0	2	2	1.000	2	2	1.000	0	0	.000	0	2	.000	0	0	0	0	0	0	0	0	3	0	0	4
12	Austin Cardinal	0	0	0	0	.000	0	0	.000	0	0	.000	0	0	.000	0	0	0	0	0	0	0	0	0	0	0	0
13	Nash Farrow	0	0	0	0	.000	0	0	.000	0	0	.000	0	0	.000	0	0	0	0	0	0	0	0	0	0	0	0
153	Alee Amderson	1	0	2	2	1.000	2	2	1.000	0	0	.000	4	7	.571	0	1	1	0	0	0	0	0	3	0	0	8
	TEAM	0	0	0	0	.000	0	0	.000	0	0	.000	0	0	.000	0	0	0	0	0	0	0	0	0	0	0	0
	TOTALS	1	40	24	24	1.000	19	19	1.000	5	5	1.000	19	37	.514	0	1	1	0	0	0	0	0	14	0	-19	72



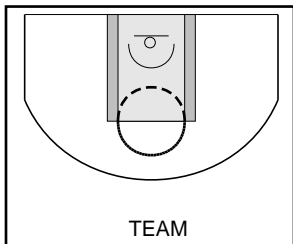
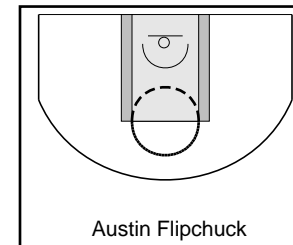
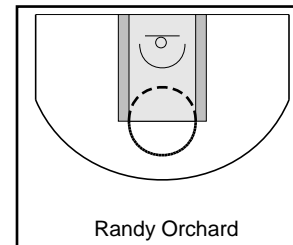
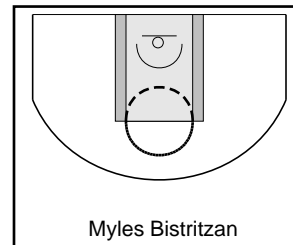
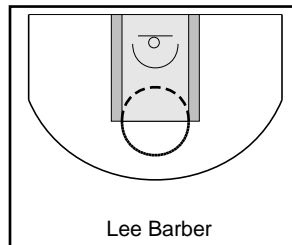
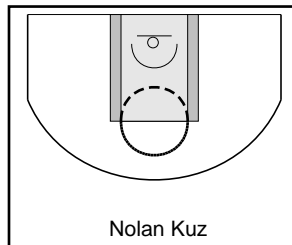
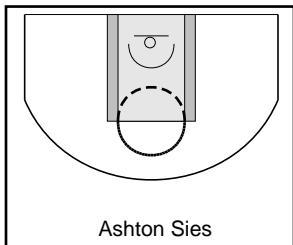
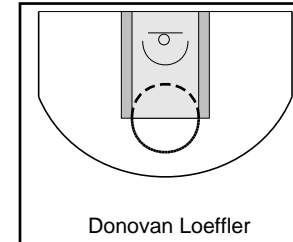
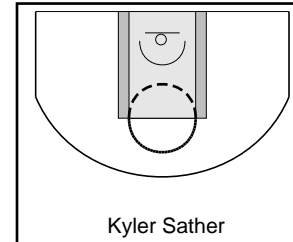
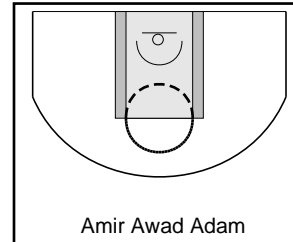
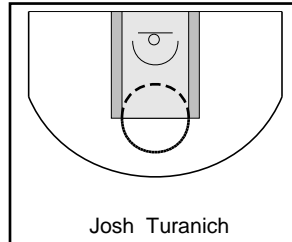
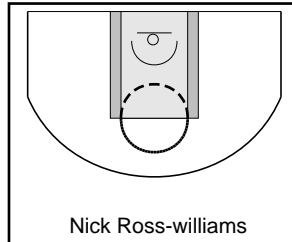
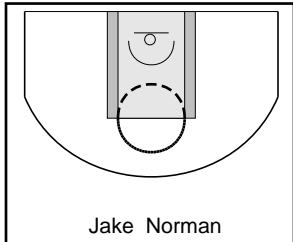
Balfour Bears Senior Boys

12/10/15 Winston Knoll Wolverines at Balfour Bears Sen

	1	2	3	4	T
Winston Knoll	21	16	19	19	75
Balfour Bears	17	25	22	30	94



#	Name	G	MIN	FGM	FGA	FG%	2PM	2PA	2P%	3PM	3PA	3P%	FTM	FTA	FT%	OREB	DREB	REB	AST	STL	BLK	DEF	TO	PF	CHG	PM	PTS
4	Jake Norman	1	40	2	2	1.000	2	2	1.000	0	0	.000	0	0	.000	0	0	0	0	0	0	0	0	3	0	21	4
5	Nick Ross-williams	1	40	1	1	1.000	0	0	.000	1	1	1.000	0	2	.000	0	0	0	0	0	0	0	0	0	0	21	3
6	Josh Turanich	1	40	8	8	1.000	5	5	1.000	3	3	1.000	0	0	.000	0	0	0	0	0	0	0	1	3	0	21	19
7	Amir Awad Adam	1	40	4	4	1.000	3	3	1.000	1	1	1.000	2	2	1.000	0	0	0	0	0	0	0	0	3	0	21	11
8	Kyler Sather	1	40	0	0	.000	0	0	.000	0	0	.000	0	0	.000	0	0	0	0	0	0	0	0	1	0	21	0
9	Donovan Loeffler	1	0	1	1	1.000	1	1	1.000	0	0	.000	0	0	.000	0	0	0	0	0	0	0	1	5	0	0	2
10	Ashton Sies	0	0	0	0	.000	0	0	.000	0	0	.000	0	0	.000	0	0	0	0	0	0	0	0	0	0	0	0
11	Nolan Kuz	1	0	0	0	.000	0	0	.000	0	0	.000	0	0	.000	0	0	0	0	0	0	0	0	1	0	0	0
12	Lee Barber	1	0	9	9	1.000	5	5	1.000	4	4	1.000	1	2	.500	1	0	1	0	0	0	0	1	2	0	0	23
13	Myles Bistriztan	1	0	7	7	1.000	7	7	1.000	0	0	.000	1	4	.250	0	0	0	0	0	0	0	0	3	0	0	15
14	Randy Orchard	1	0	6	6	1.000	4	4	1.000	2	2	1.000	0	0	.000	0	0	0	0	0	0	0	0	1	0	0	14
15	Austin Flipchuck	1	0	1	1	1.000	1	1	1.000	0	0	.000	0	2	.000	0	0	0	0	0	1	0	0	1	0	0	2
	TEAM	0	0	0	0	.000	0	0	.000	0	0	.000	0	0	.000	0	0	0	0	0	0	0	0	0	0	0	0
	TOTALS	1	40	39	39	1.000	28	28	1.000	11	11	1.000	4	12	.333	1	0	1	0	0	1	0	3	23	0	19	93



Game Summary Comparison

Statistic	Winston Knoll Wolverines	Balfour Bears Senior Boys
Points	72	93
<i>Field Goals</i>	24 / 24	39 / 39
<i>2 Point</i>	19 / 19	28 / 28
<i>3 Point</i>	5 / 5	11 / 11
<i>Free Throws</i>	19 / 37	4 / 12
Assists	0	0
Rebounds	1	1
<i>Offensive</i>	0	1
<i>Defensive</i>	1	0
Blocks	0	1
Steals	0	0
Deflections	0	0
Turnovers	0	3
Charges Taken	0	0
Personal Fouls	14	23

Winston Knoll Wolverines



Balfour Bears Senior Boys



Winston Knoll Wolverines Fouls

Period	Clock	Player	Foul
1st Period	7:14	#11 Colton Friesen	Reaching in (Def)
1st Period	5:31	#153 Alee Amderson	Pushing (Def)
2nd Period	2:53	#11 Colton Friesen	Pushing (Def)
2nd Period	2:12	#8 Maguire Forster	Pushing (Def)
2nd Period	2:12	#8 Maguire Forster	Reaching in (Def)
2nd Period	1:56	#9 Chance South	Reaching in (Def)
3rd Period	6:11	#9 Chance South	Blocking (Def)
3rd Period	5:29	#11 Colton Friesen	Pushing (Def)
3rd Period	5:12	#3 Evan Desrosies	Blocking (Def)
3rd Period	5:03	#153 Alee Amderson	Pushing (Def)
3rd Period	3:11	#153 Alee Amderson	Pushing (Def)
3rd Period	2:52	#7 James Hay	Pushing (Def)
4th Period	5:10	#9 Chance South	Blocking (Def)
4th Period	3:36	#9 Chance South	Elbowing (Def)

Balfour Bears Senior Boys Fouls

Period	Clock	Player	Foul
1st Period	7:33	#9 Donovan Loeffler	Pushing (Def)
1st Period	2:32	#7 Amir Awad Adam	Pushing (Def)
1st Period	0:34	#13 Myles Bistriztan	Blocking (Def)
2nd Period	8:12	#12 Lee Barber	Holding (Def)
2nd Period	6:33	#6 Josh Turanich	Reaching in (Def)
2nd Period	4:37	#6 Josh Turanich	Holding (Def)
2nd Period	4:06	#4 Jake Norman	Blocking (Def)
2nd Period	2:30	#7 Amir Awad Adam	Holding (Def)
2nd Period	1:24	#9 Donovan Loeffler	Charging (Off)
2nd Period	1:21	#9 Donovan Loeffler	Pushing (Def)
2nd Period	1:02	#9 Donovan Loeffler	Illegal hands (Def)
2nd Period	0:25	#7 Amir Awad Adam	Pushing (Def)
3rd Period	9:39	#6 Josh Turanich	Charging (Off)
3rd Period	6:36	#8 Kyle Sather	Holding (Def)
3rd Period	5:47	#13 Myles Bistriztan	Holding (Def)
3rd Period	3:35	#4 Jake Norman	Holding (Def)
3rd Period	3:35	#9 Donovan Loeffler	Reaching in (Def)
3rd Period	2:17	#11 Nolan Kuz	Pushing (Def)
4th Period	8:05	#15 Austin Flipchuck	Holding (Def)
4th Period	5:09	#4 Jake Norman	Blocking (Def)
4th Period	4:46	#13 Myles Bistriztan	Pushing (Def)
4th Period	3:36	#12 Lee Barber	Charging (Off)
4th Period	1:33	#14 Randy Orchard	Blocking (Def)